

A large, irregular pink brushstroke shape serves as the background for the text. The stroke is thick and has a textured, hand-painted appearance with some white highlights and shadows.

*Virtual
Learning
Week 7*

APRIL 27, 2020- MAY 1, 2020



Homework

Homework is a BIG part of your grade for the 4th quarter. I NEED to receive your homework EVERY day in order for you to receive a grade for the 4th quarter!

- All students who sent their homework this weekend! THANK YOU THANK YOU THANK YOU!! You are working hard to achieve your goals!

Engage

	H	T	O
	7	9	6
-	4	6	8
<hr/>			

$$\begin{array}{r} 319 \\ -191 \\ \hline \end{array}$$

Vocabulary

Use the picture and sentence to learn each word.



champion Maya won the game and became the new **champion**.

What is a synonym for *champion*?



determined The boy **determined** which books to check out at the library.

Who determined what you wore to school today?



issues The fireman talked about **issues** of fire safety with the children.

What are some issues in your classroom?



promises Zack and Jon made **promises** to tell the truth and stay friends.

Why should you keep your promises?



responsibility It is my **responsibility** to clean my room every week.

What is a responsibility you have at home?



rights Going to school is one of your **rights** as a citizen.

What other rights do you have?



volunteered I **volunteered** to help plant flowers in the garden.

Tell about a time you volunteered to help someone.



votes I wonder who got the most **votes** in our class election.

When do people use votes to decide things?



Your Turn



Pick three words. Write three questions for your partner to answer.



Go Digital! Use the online visual glossary

Homework

Monday - 4/27/20

❖ 6.10 Math Homework –Pages 449-450

❖ Reading: Your Turn Page 201


❖ Phonics: Words of the week 3 times each

❖ **Science- Arctic Habitats- easy quiz & email answers**

❖ 1 Acellus Math lesson, 1 Acellus Science Lesson and 1 Acellus Reading Lesson

❖ IReady, RazKids OR Scholastic for 30 minutes

Purple
1:10



Sound
Mound
Shout
Brown
Howl
Growl
Been
Myself
Pushed

champion determined issues promises
responsibility rights volunteered votes

A. Choose the word that makes sense for each clue. Write the word on the line.

- offered to do something _____
- important things that people are talking about _____
- choices given by people to elect someone _____
- decided on something _____
- a duty to do something _____
- things you say you will do _____
- a person who has won a contest _____
- the things the law says you can do or have _____

B. Choose one vocabulary word from the box above. Write the word in a sentence of your own.

9. _____





VectorStock® VectorStock.com/23979018



- Reyna
- Jasneya
- Jessie
- Janelle
- Brayan
- Ashley
- Samantha
- Daniel

Ashley for taking her
MATH TEST ON
SCHOOLGY!! **WAY**
TO GO!

Reading

- Juakeem
- Brayan
- Ashley
- Danieda

Math

- Brayan
- Ashley



All students who
are completing
Acellus lessons
daily! Excellent
job!!!!

Engage
e

	H	T	O	///
	8	0	6	
-	3	4	5	
	<u>4</u>	6	1	

Point of View

A character telling the story has feelings about the events. This is the character's point of view.

The words *I*, *my*, *me*, and *mine* tell who is speaking.

Da
203

First person

homemade

Read the passage. Use the summarize strategy to tell the important events in your own words.

The Lost Kitten

00 One day, my friend Cora and I saw a homemade
10 sign posted on our street. The sign had a photo of a
22 kitten and the words, LOST KITTEN. Please call Sally
31 at 555-0505 if you find my kitten, Boots.

38 "Sally is our neighbor, Pam. She just got a new kitten
49 and now her pet is missing. It's too bad there's nothing
60 we can do," Cora said sadly.

66 I spoke up. "It's not hopeless. There is something
75 we can do! We can ask our neighbors to help look for
87 Boots."

88 We asked my dad to help with our neighborhood
97 search plan. First, we went and talked to Sally.

106 Sally explained what had happened, "I was careless
114 enough to leave the back door open. Boots slipped out
124 and ran off. And I haven't seen him since."

133 "Don't worry," I said. "We have a plan to help. Come
144 with us."



Characters
 Sally Pam Cora Boots
 *Lost Kitten → Boots
 * Pam and Cora
 came up with a
 plan

146 We all went to Mrs. Lowe's house. After Mrs. Lowe
 156 heard our plan, she said, "I think that's a wonderful
 166 idea. It's very thoughtful of you to help Sally find Boots.
 177 I'll be happy to help with the search." She joined our
 188 group.

189 At each house on the street, the answer was the same.
 200 Each neighbor would gladly help search for Boots. Dad
 209 divided up the neighborhood streets and told each group
 218 where to look.

221 Cora and I were calling loudly, "Boots!" Suddenly we
 230 heard a soft mewing sound near our feet. There was
 240 Boots, crouching under a bush. I held out my hand and
 251 softly called Boots's name. He came right to me and I
 262 scooped up the tiny kitten.

267 When we returned Boots to Sally, she was very
 276 thankful. She hugged her kitten tightly as she said,
 285 "The neighborhood search plan worked. Thank you,
 292 everyone!"

Name _____

A. Reread the passage and answer the questions.

1. How does Cora feel about the missing kitten?

38-60
 Based on what I read Cora felt sad about the missing kitten and wanted to help.

* 2. What clues help you understand Cora's point of view?

3. At the end of the story, what clues help you understand Sally's point of view?

Homework

Tuesday- 4/28/20

❖ Math Test

❖ Phonics: Your Turn Page 202

❖ Reading: You Turn Page 203-205

❖ Social Studies: Brain Pop Jr

-Click on Social Studies

-Click on Citizenship


-Click on "Us Symbols"

-Watch the video

-Click on "easy quiz" and email Ms. Winkler your answers.

❖ 1 Acellus Math lesson, 1 Acellus Science Lesson and 1 Acellus Reading Lesson

❖ IReady, RazKids OR Scholastic for 30 minutes



Name _____

Two letters blended together can stand for one vowel sound. The letters **ou** and **ow** can stand for the vowel sound in **south** and **down**.

A. Read the words. Circle the word that has a different vowel sound. Write the word on the line and circle the letters that spell the vowel sound.

1. cloud you group _____

2. blue round fruit _____

3. slow throw cow _____

4. pull shout push _____

5. crown snow road _____

Some nouns have special plural forms. They change their spelling to name more than one.

B. Write the plural form for each word.

6. mouse _____ 7. child _____

8. foot _____ 9. man _____

Happy
Wednesday



Brayan
Avianah
Ashley



Makeem

Brayan, Brytney,
Anthonella, Isabella,
Ashley,
Daniel, Danieda and
Dylan for TAKING THEIR
MATH TEST ON
SCHOOLGY!
AWESOME JOB!!!!



Reading

Danieda
Brayan
Ashley

Math

Brayan
Ashley



**Great Job going
on Acellus daily!**

****Remember, this test
is for YOU to answer,
not your parents! ****

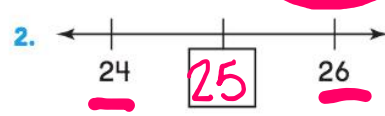
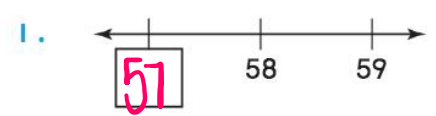
Name _____

Show What You Know

Personal Math Trainer
Online Assessment and Intervention

Order Numbers to 100 on a Number Line

Write the number that is just before, between, or just after. (1.NBT.A.1)




Skip Count by Fives and Tens

Count by fives. Write how many in all. (2.NBT.A.2)



Count by tens. Write how many in all. (2.NBT.A.2)



Time to the Hour

Write the time shown on the clock. (1.MD.B.3)



This page checks understanding of important skills needed for success in Chapter 7.

464 four hundred sixty-four

Ch. 7
Pg 464
Chapter 7
Workbook
Pg 464

Read the selection.

Complete the Point of View chart.

thinking
↓

Character	Clue	Point of View
Wyatt	"It's mine now"	Wyatt thinks he should keep the game he found
Paul	"You know it's wrong to keep it"	Wyatt shouldn't keep the game.

Wyatt	"I was glad I returned the toy to the boy"	Wyatt was happy that he returned the toy.
-------	--	---

Homework

Wednesday- 4/29/20

pg 465
@winkler3

❖ Chapter 7- Vocabulary Builder Homework

❖ Reading: Read a book on RazKids & Complete Your Turn Page 206

❖ Phonics: Write a sentence using each word of the week

• Science- Arctic Habitats- ·

• Watch the Video

- Complete the "Write About it"
- Choose and arctic animal and describe it.
- ❖ · Email your response to Ms. Winkler

❖ 1 Acellus Math lesson, 1 Acellus Science Lesson and 1 Acellus Reading Lesson

❖ IReady, RazKids OR Scholastic for 30 minutes

Blue Reading Group

1:10



Name _____

Vocabulary Builder

Review Words
count
pattern
count on

Visualize It
Fill in the graphic organizer.
Show ways to count on.

count on

by ones 7, 8, 9, 10, 11

by _____

Understand Vocabulary
Write the missing numbers in each counting pattern.


1. Count by ones. 40, _____, _____, 44, _____, 46, _____

2. Count by fives. 10, 15, _____, _____, 35, _____

3. Count by tens. 20, _____, 50, _____, 80, _____

Chapter 7 Interactive Student Edition Multimedias Glossary four hundred sixty-five 465

barack obama
brainpop



☒ HAPPY ☒
Thursday

VectorStock®

VectorStock.com/9419173



Reading

Kerwin

Brayan

Math

Juakeem

Brayan

Danieda

Kerwin



Isabella

Brayan

Kerwin

Juakeem

Dylan

Brytney

Avianah



All students who
are completing
Acellus lessons
daily! Excellent
job!!!!



THE FOLLOWING
STUDENTS WHO
TOOK THEIR MATH TEST
ON SCHOLOGY!
AWESOME JOB!!!!

- Juakeem

- Dylan

-Samantha

-Brayan

- Janelle

- Jayliana

- Brytney

-Anthonella

-Avianah

-Isabella

-Ashley

-Daniel

-Danieda

-Kerwin

Engage

e

#9

Expanded form.

pg 451
Ch 6.

There are 176 girls and 241 boys at school. How many children are at school?

$$\begin{array}{r} 176 \\ + 241 \\ \hline \end{array}$$

300 + 10 + 7

Select one number from each column to solve the problem.

Hundreds	Tens	Ones
<input type="radio"/> 2	<input checked="" type="radio"/> 1	<input type="radio"/> 3
<input type="radio"/> 3	<input type="radio"/> 3	<input type="radio"/> 5
<input checked="" type="radio"/> 4	<input type="radio"/> 4	<input checked="" type="radio"/> 7



1

$$\begin{array}{r} 176 \\ + 241 \\ \hline 417 \end{array}$$

Model and Draw

Count dimes



Count nickels



Count.



$$10 + 10 + 5 + 5 + 1 + 1 = 32$$

32¢

total value




10 cents
10¢

dime



5 cents
5¢

nickel



1 cent
1¢

penny


Ch. 7

Chapter 7

Share and Show **MATH BOARD**

Count on to find the total value.


1.



5, 10, 15, 20, 25, 26

total value **26¢**

2.



10 + 10 + 5 + 5 + 5

10, 20, 25, 30, 35

total value **35¢**

468 four hundred sixty-eight

© Houghton Mifflin Harcourt Publishing Company


D-2
N-3

Reading Volunteers

207

Realistic Fiction
* Fake BUT it could've happened
* Characters that could be real
* The events might happen

My name is Derek. The children in my second-grade class know how to read. Every Friday, we visit Ms. Snow's first-grade class. I pair up with Jack and help him practice reading. It feels good to help others.



Answer the questions about the text.

Text Based Evidence Starters

- The text stated
- Based on what I read
- According to the text
- The author stated

1. How can you tell that this text is realistic fiction?
I know this text is realistic fiction because these boys could be real.
2. Who is telling the story? How do you know?
Derek is telling the story. I know this because he uses the words my and I.
3. How does Derek feel about helping Jack learn to read? Why do you think so?
Derek is speaking.

Copyright © McGraw-Hill Education

Name _____

To figure out a new word, look for a **suffix**, or word part, added to the end of the word.

The suffix **-ly** means "in a way that is."

The suffix **-ful** means "full of."

The suffix **-less** means "without."

A. Underline the suffix in the word in bold print. Then write the word and its meaning.

1. "It's too bad there's nothing we can do," Cora said **sadly**.


2. I was **careless** enough to leave the back door open.

3. It's very **thoughtful** of you to help Sally find Boots.

B. Write a word that means the same as the group of words. Your new word will end in **-ful** or **-less**.

4. without thought 5. full of thanks

Copyright © McGraw-Hill Education



Thursday- 4/30/20

❖ 7.1 Math Homework: Pages 471-472

❖ Reading: Your Turn Page 208

❖ Phonics: Your Turn Page 209

❖ Social Studies- BrainPOP Jr- US Symbols-

- Rewatch the video

-Click on Word Play

-Email Ms. Winkler one sentence for each word

❖ 1 Acellus Math lesson, 1 Acellus Science Lesson and 1 Acellus Reading Lesson

❖ IReady, RazKids OR Scholastic for 30 minutes

Reading Volunteers

My name is Derek. The children in my second-grade class know how to read. Every Friday, we visit Ms. Snow's first-grade class. I pair up with Jack and help him practice reading. It feels good to help others.



Answer the questions about the text.

1. How can you tell that this text is realistic fiction?

2. Who is telling the story? How do you know?

3. How does Derek feel about helping Jack learn to read? Why do you think so?





Brayan
Kerwin
Ashley
Juakeem
Danieda



YOU ARE
AWESOME!!! I AM
SO PROUD OF
EVERY STUDENT THAT
IS DOING THEIR
WORK **EVERY DAY!!!!**



Kerwin
Jasneya
Isabella
Brayan
Juakeem
Ashley



**All students who
are completing
Acellus lessons
daily! Excellent
job!!!!**

Engage



4. **THINK SMARTER +** Anna wants to add 246 and 132.

Help Anna solve this problem. Draw quick pictures. Write how many hundreds, tens, and ones in all. Write the number.



Hundreds	Tens	Ones

_____ hundreds _____ tens _____ ones

Model and Draw



A **quarter** has a value of 25 cents.



25¢



Count by twenty-fives. Count by tens. Count by ones.



72¢

25¢, 50¢, 60¢, 70¢, 71¢, 72¢

total value



Share and Show



Count on to find the total value.



Remember: ¢ is the cent sign.

1.



total value

2.



total value

3.



total value

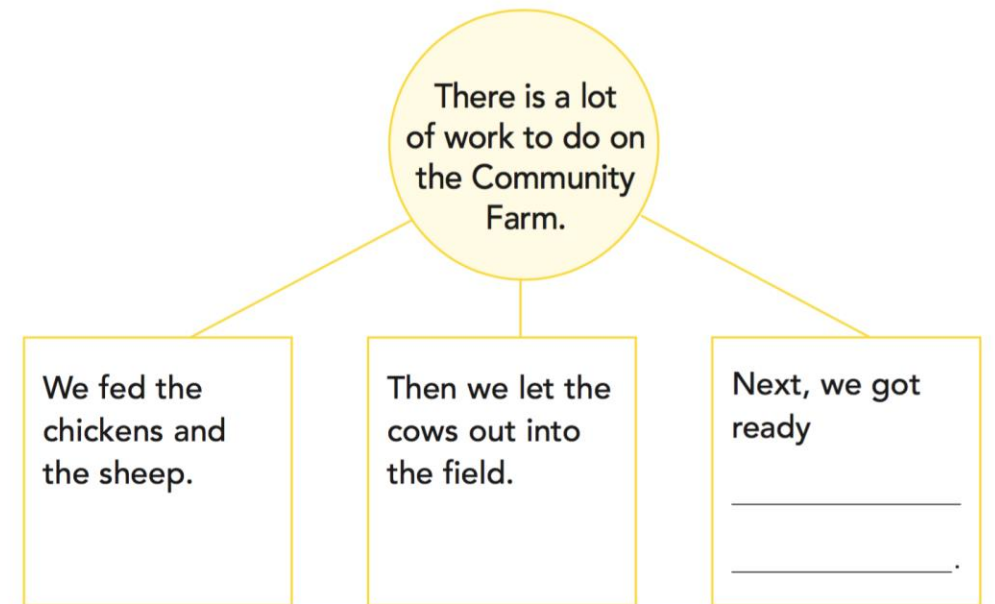
How Do You Find Facts and Details?

You can find the facts and details in a story by thinking about the main idea.

Read the story below. Think about the most important idea. Then tell more about the main idea.

We fed the chickens and the sheep. Then we let the cows out into the field. Next, we got ready for planting. There is a lot of work to do on the Community Farm.

1. First, let's find the main idea of the story. The main idea is found in the last sentence. It is underlined for you.
2. Next, think about the details that tell more about the main idea.
3. Look at the circle below. The circle tells the main idea.



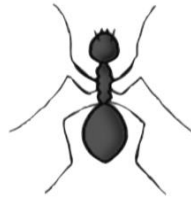
4. Now look at the squares. They show the details from the story. These details tell more about the main idea.
5. Complete the detail in the last square.

Read this story about insects. The main idea is found in the first sentence. It is underlined for you. As you read, think about the sentences that tell more about the main idea.

All insects have six legs. A spider looks like an insect, but it is not. A spider has eight legs. Ants, bees, and butterflies are insects. They all have six legs.



spider



ant



bee



butterfly

Writing Traits: Ideas

Name _____

A. Read the draft model. Use the questions that follow the draft to help you think about descriptive details you can add.

Draft Model

Our class helped at the park. We planted a lot of things. I used a shovel to dig holes for trees. Other kids helped, too. The park looked great at the end of the day.

1. What kind of class is helping in the park?
2. What does the park look like?
3. What details might describe the kinds of things the class planted? What details might tell how the park looks at the end of the day?

B. Now revise the draft by adding descriptive details that help readers learn more about the characters, setting, and events.

Practice - Grade 2 - Unit 5 - Week 1 209



Friday- 5/1/20

❖ **Math Homework: 7.2 Pages 477 & 478**

❖ Reading:

❖ **Your Turn Page 209**

❖ **Read a book on RazKids- Email Ms. Winkler the title, main idea and 3 key details**

❖ **Science: BrainPopJr- Arctic Habitats- Word Play- Email Ms. Winkler sentences using each word**

❖ **1 Acellus Math lesson, 1 Acellus Science Lesson and 1 Acellus Reading Lesson**

❖ **IReady, RazKids OR Scholastic for 30 minutes**

